


- Wound Debridement • Punch/Shave Biopsies
- Mohs Micrographic Surgery • External Tumors
- Skin Tears • Grafts, Excisions • Venous Ulcers
- Diabetic & Pressure Ulcers • Non-Suturable Lacerations
- Cancerous Lesions • Bleeding Stomas



**Non-Prescription Topical Powder that  
Forms a Strong Seal to Stop External  
Bleeding and Absorb Exudate**



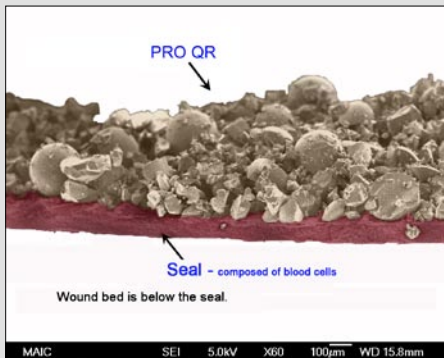
### What is PRO QR Powder?

PRO QR Powder is a non-prescription topical powder that creates a seal or barrier to stop bleeding and absorb exudate from external wounds and procedures. The ingredients are a mixture of a hydrophilic polymer and a potassium oxyacid salt.

PRO QR Powder is not a vasoconstrictor or a cauterizing agent. PRO QR Powder is not biologically derived and is non-toxic.

### How does PRO QR work?

When poured on a wound and upon contact with blood or exudate, in combination with manual pressure to the wound, PRO QR Powder quickly forms a strong seal that completely covers the wound and stops the bleeding. The protective seal stays in place until the wound is healed, then falls off naturally.



**Actual scanning electron  
microscopy image**

### Benefits of PRO QR Powder:

- Fast, Effective Hemostasis
- Effective for Patients on Anticoagulants
- Allows Nothing In / Nothing Out of Wound
- Minimizes Re-bleeds
- Creates a Low pH Environment Which May Aid Healing
- No Contraindications or Allergic Reactions

### Doctors Report PRO QR Powder:

- Is Effective in Eliminating Erythema
- Is Easy to Use
- Shows less scarring following dermatological procedures
- Is Safe and effective in Wound Healing



**PRO QR for Minor External Bleeding  
from Wounds & Procedures**  
*Large Fill Bottle*

Manufacturer's  
Item #

6 Sterile Bottles per Box  
24 Sterile Bottles per Case

LP606  
LP636



**PRO QR for Minor External Bleeding  
from Wounds & Procedures**  
*Small Fill Bottle*

Manufacturer's  
Item #

6 Bottles per Box  
24 Bottles per Case

LP605  
LP635



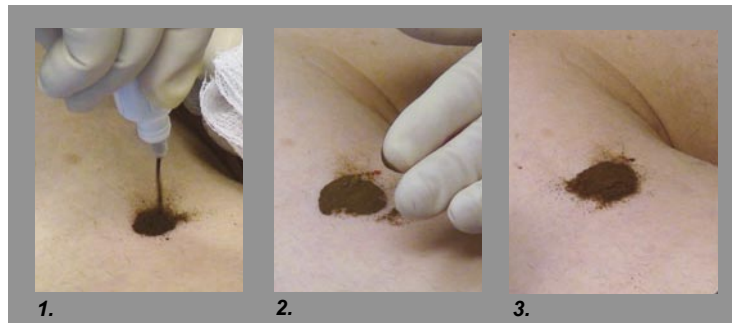
**For:  
External Bleeding From  
Wounds & Procedures**

## **EASY TO APPLY**

Clean wound. Apply PRO QR Powder when bleeding resumes.

1. Tap bottom of bottle to pour a thick layer of PRO QR Powder onto blood or bloody exudate. Cover bleeding area completely. Occasionally upon application, a temporary warming or stinging sensation is felt.
2. Apply pressure for at least 2 minutes with gloved fingers or non-adherent dressing to form the protective seal and to stop the bleeding. If bleeding breaks through the seal, repeat application. Avoid disturbing the seal once the bleeding stops.
3. Protective seal forms. Dress wound with non-adherent dressing. The protective seal is safe to leave in place until it falls off naturally.

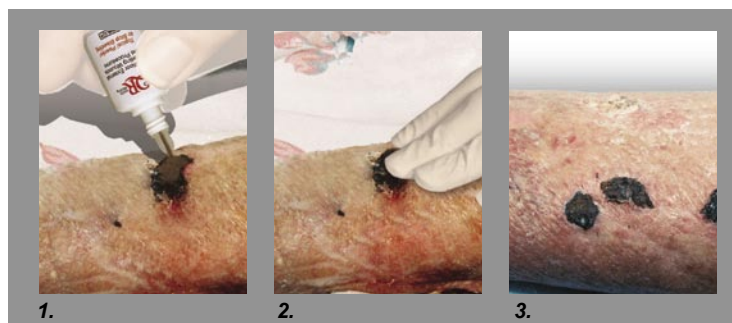
## **PRO QR Powder as applied to: Mohs Micrographic Surgery**



## **Cancerous Lesions (Squamous Cell Carcinoma)**



## **Skin Tear**



**To Remove PRO QR Seal:**  
If PRO QR Powder must be removed as determined by a healthcare professional, brush away loose powder then soak wound in sterile water until seal starts loosening from wound. Gently scrape off loosened seal with gloved finger or tongue depressor.